



CHINA HAINAN RUBBER INDUSTRY GROUP CO., LTD.

2023 10



[2005]18

460000000173123

2010 12 15

786,000,000

2011 1 7

CHIN

1		3,126,171,600	99.3959%		
2		10,000,000	0.3179%		

3		4,000,000	0.1272%		
4		3,000,000	0.0954%		
5		1,000,000	0.0318%		
6		1,000,000	0.0318%		
		3,145,171,600	100%		

4,279,427,797

10

6

10%

3

1

1

25%

1

5%

6

6

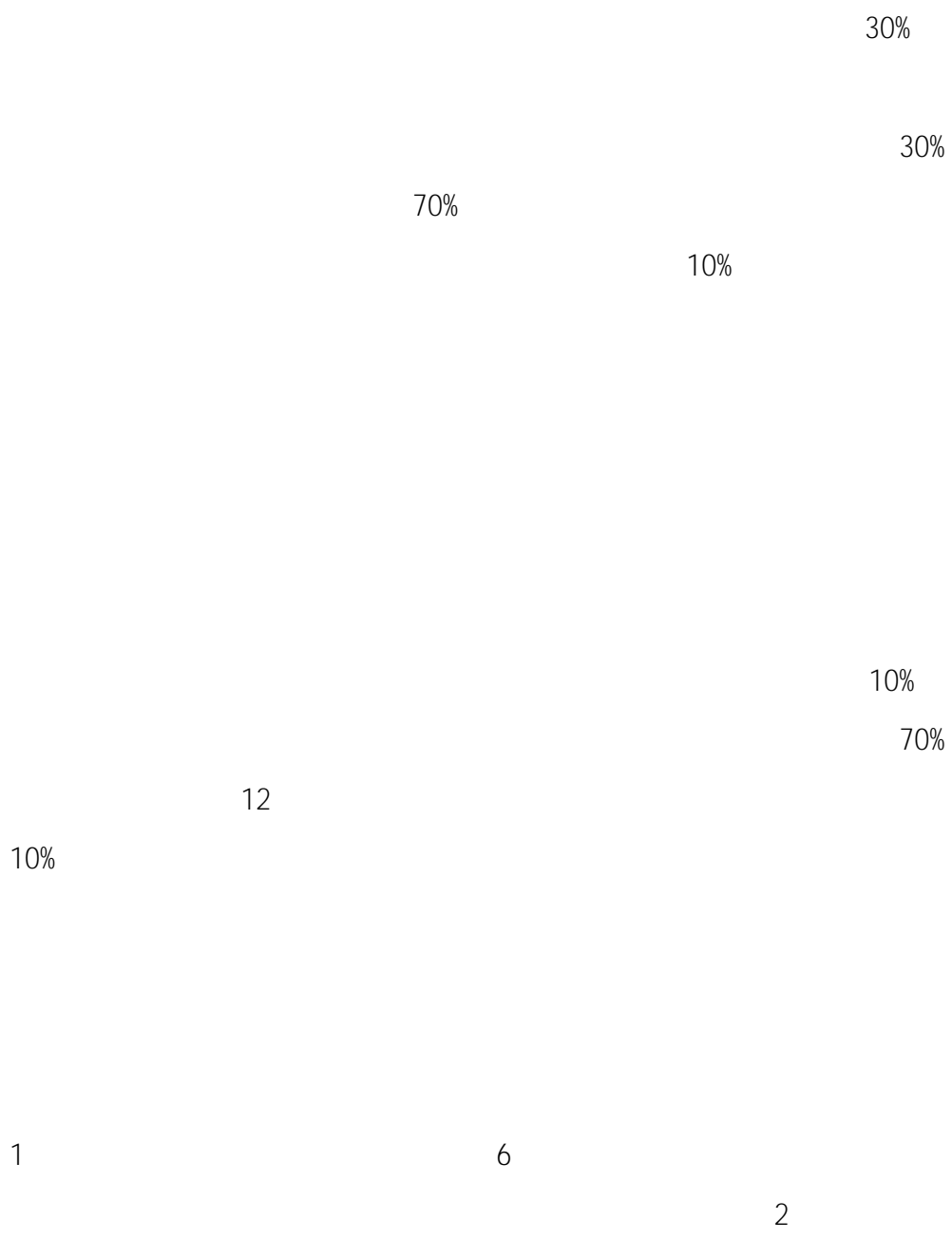
5%

6









10

5

10

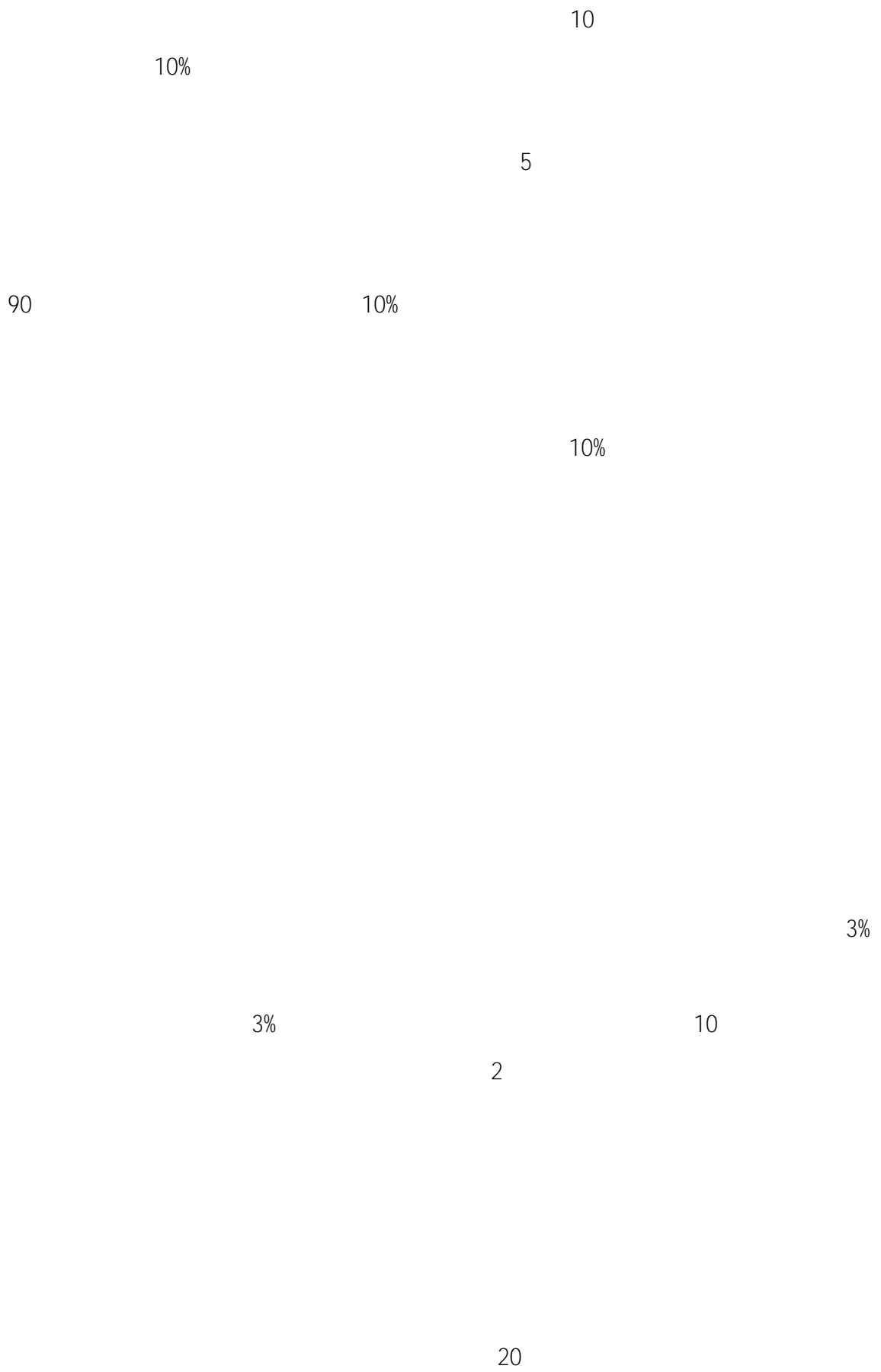
5

10

10%

10

5



15

30

2













2





2

9

1

1



1

2

3

4

5

6

8000

4

6

0.8%  
0.8%

500

1

2

3

5

0.8%

8000

4

6

0.8%

500

50%

4

6

50%

500

4

6

50%

0.05

1

30

2

300

0.5%

3000

5%

10

$1/10$

$1/3$

10

3

$1/4$

1

1

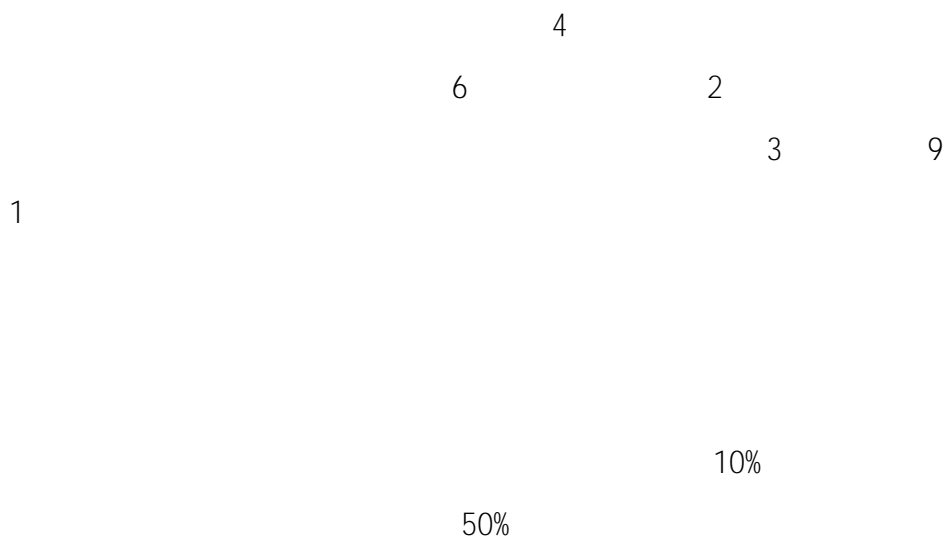




3

6

31



25%

2

30%

1

30%

2

3

70%

2

E

3

4

5


1

2

1

30









WNA

~~WNA~~ WNA

~~WNA~~ WNA

WNA WNA WNA

WNA